



www.brinicolephotoco.com


THE PINTEREST WEDDING PLANNING STARTER KIT

A guide for newly engaged couples to
turn inspiration into intention.



1. WHY PINTEREST?

You're newly engaged—congrats! Pinterest is the perfect low-pressure place to start planning before diving into decisions. This guide will walk you through how to create a board that actually helps your photographer, planner, and vendor team bring your vision to life.



2. HOW TO START YOUR WEDDING PINTEREST BOARD?

✓ Step 1: Start Broad


Search for terms like “modern wedding inspiration,” “colorful wedding details,” or “outdoor fall wedding” and pin what stands out.

✓ Step 2: Save First, Edit Later

Let yourself pin freely at first. Then come back and delete anything that no longer feels right—it’s like visual journaling.

✓ Step 3: Add Notes to Pins

Write little captions like: “Love the lighting here” or “Not the dress, but I love the vibe.”




2. HOW TO START YOUR WEDDING PINTEREST BOARD? (CONT.)

✓ Step 4: Use Sections

Organize your board into mini categories like:

- Getting Ready
- Ceremony
- Reception
- Portraits
- Florals
- Details
- Table setups
- Invitations / Stationary
- Outfits & Styling




3. BE REALISTIC ABOUT BUDGET + VISION

Pinterest is full of styled shoots and high-budget weddings. Pin freely, but ask:

- ☁ What about this feels like us?
- ☁ Could we adapt this in a meaningful way?

Use your board as inspiration, not a checklist.

Your team will help translate your ideas into something beautiful and budget-aligned.




4. HOW THIS HELPS ME AS YOUR PHOTOGRAPHER

I review your Pinterest board about a month before your wedding during our planning call. Here's what I'm looking for:

- 📷 What lighting and editing you're drawn to
- 📷 How you want your day to feel
- 📷 Which images are a vibe vs. ones you'd love to recreate with your own twist

Sharing your board with me lets us collaborate to create art that's intentional, deeply personal, and aligned with your vision.




5. READY TO START PLANING?

✦ [Click here to view my curated Wedding Inspiration Pinterest Board](#)
(Updated seasonally with styles I love and ideas that photograph beautifully.)

Use it as a jumping-off point, or start from scratch with your own twist.

And if you ever feel stuck—I'm here to help translate your vision into images that feel like you.





A NOTE FROM ME, TO YOU.

Hey you,

First of all—congratulations. Being engaged is such a sweet, fleeting season, and I hope you're soaking it all in.

As a wedding photographer, I'm not just here to take beautiful photos—I'm here to help you feel grounded, seen, and supported through the process. Creating a Pinterest board is such a powerful (and fun) way to explore your vision, especially before all the decisions start stacking up.

I can't wait to see what inspires you. Whether you have a clear aesthetic or just a few pins that make your heart flutter, we'll use that as a jumping-off point to create something that's uniquely you.

With love,

B
